

Factsheet

SPW Discovery Solution G Inc

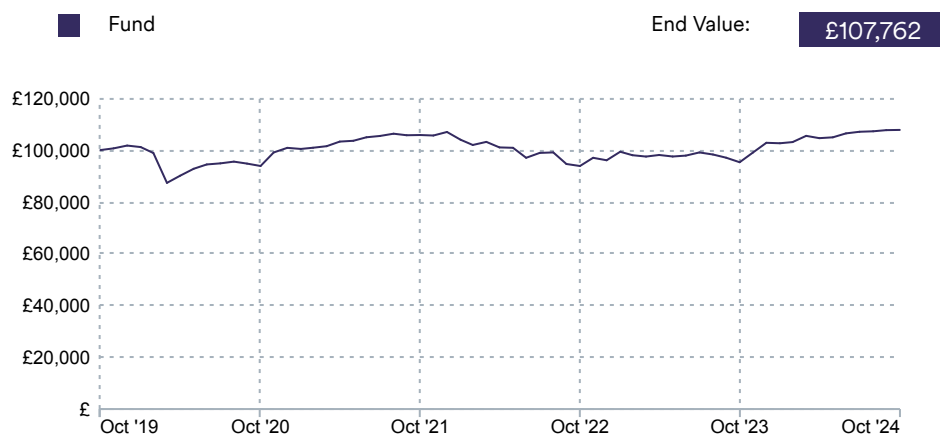
ISIN GB00BJRJR312	Asset Class Multi-Asset	NAV 1.21 GBP	Fund Size GBP 154.93 m	As at 31 Oct 2024
-----------------------------	-----------------------------------	------------------------	----------------------------------	-----------------------------

Objective: The Fund aims to provide capital growth and income in excess of the benchmark* (after the deduction of fees) over five to seven years by investing in a diversified range of assets and markets worldwide.

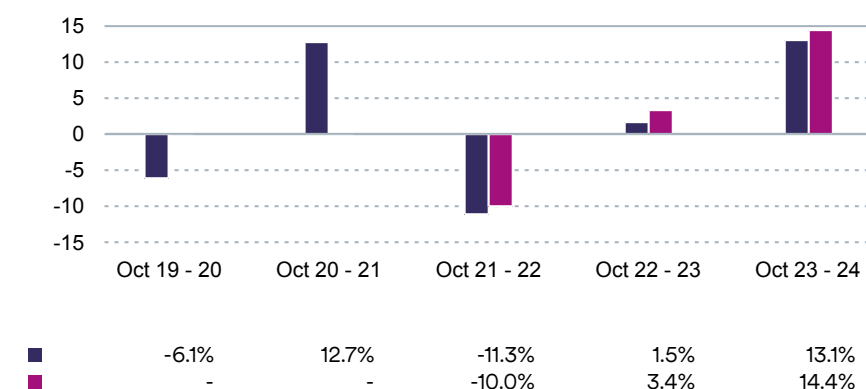
*The Fund's benchmark is a composite of 38% MSCI ACWI ex UK GBP (Total Return), 7% MSCI UK IMI (Gross Total Return) index, 17% Bloomberg Global Aggregate Treasury (Total Return) GBP Hedged index, 8% Bloomberg Global Aggregate Corporate (Total Return) GBP Hedged index, 3% Bloomberg Global High Yield Corporate (Total Return) GBP Hedged index, 17% Bloomberg Global Aggregate Treasury Value 1-5 Years (Total Return) GBP Hedged Index, 8% Bloomberg Global Aggregate Corporate Value 1-5 Years (Total Return) GBP Hedged Index, and 2% SONIA

Above is the investment objective of the Fund. For details on the fund's investment policy and key risks, please refer to the Key Investor Information Document (KIID) and Prospectus found at www.spw.com/fund-info.

Growth of £100,000



Performance



Returns (annualised)	1 Year	3 Years	5 Years	SI
SPW Discovery Solution G Inc	13.1%	0.6%	1.5%	3.2%
Benchmark	14.4%	2.1%	3.7%	5.2%

Returns (Cumulative)	1 Month	3 Months	1 Year	3 Years	5 Years
SPW Discovery Solution G Inc	0.1%	0.7%	13.1%	1.9%	7.8%
Benchmark	-0.5%	1.3%	14.4%	-	-

Custom Benchmark** - the fund's benchmark is a composite of 13.2% MSCI North America index, 2.9% MSCI Europe ex UK index, 1.5% MSCI Japan index, 1.7% MSCI AC Asia Pacific ex Japan index, 1.7% MSCI Emerging Markets index, 9% MSCI UK IMI index**, 10% Bloomberg Global Treasury GBP hedged index, 3.6% Bloomberg Global Aggregate Corporate GBP hedged index, 3.5% Bloomberg Global High Yield Corporate GBP hedged index, 3.5% Bloomberg Emerging Market Debt GBP hedged index, 4% MSCI World IMI Core Real Estate Index, 7% SONIA plus 2%, 4% SONIA and 2% Bloomberg Commodity index.

** FTSE All Share index from 12 March 2021 to 30 June 2021.

*** FTSE EPRA NAREIT Developed index from 12 March 2021 to 30 June 2021.

The above custom benchmark was introduced on 12 March 2021 prior to which a comparator benchmark was provided. Benchmark performance will not be displayed until a full year of benchmark data is available.

The Fund launched on 16 September 2019 with assets transferred from Discovery Solution, a sub fund of Scottish Widows Investment Solutions Funds ICVC. Accordingly, the past performance figures include simulated past performance based on the actual performance of Discovery Solution.

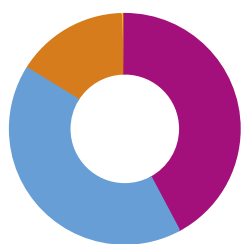
Fund Facts

Adviser Company	Schroder Investment Management Limited
Adviser Since	22/11/2019
Base Currency	Pound Sterling
Fund Launch Date	16/09/2019
Shareclass Inception Date	16/09/2019
Benchmark Name	*Custom Benchmark
Entry Charge	None
An upfront cost paid when investing money in a Fund that is deducted from the initial investment.	
Exit Charge	None
Ongoing Charge	1.15%
The OCF represents the total fee that an investor pays to cover the running costs of a Fund. It is shown as a percentage of a Fund's average NAV over the preceding twelve months, it comprises an annual management charge (AMC) and other operating costs.	
Yield	2.40%
Distribution Frequency	Quarterly

Benchmark

A standard (usually an index) that reflects similar assets to which the Fund invests and is suitable for performance comparison.

Asset Allocation



Asset Class	Fund (%)
Equity	42.2
Bond	41.5
Cash	15.6
Other	0.6
Total	100.0

"Other" includes derivatives on things like commodities, commodity funds. The asset allocation data shown on this page, including the equity regional and equity sector breakdowns, is based on a look through basis (incorporating the holdings of each underlying fund).

Equity Breakdown by Sector

Sector	Fund (%)
Financial	19.7
Information Technology	18.0
Industrial	12.5
Health care	10.7
Consumer Discretionary	9.2
Communication Services	7.5
Consumer Staples	7.0
Material	5.8
Energy	5.0
Utilities	2.8
Real Estate	1.9
Total	100.0

Top 10 Exposures

SPW North American Eq X Acc	16.8%
SPW Global Government Low Dur Bd X Acc	16.2%
SPW Global Sovereign Bd X Acc	16.1%
S+p500 Emini Fut Dec24	8.5%
Schroder Sterling Liquidity X GBP Inc	8.0%
SPW Global Corporate Low Dur Bd X Acc	7.6%
SPW Global Investment Grade Bd X Acc	7.6%
SPW UK Equity X Acc	6.4%
SPW Asia ex Jpn & Glb EmMktsEqXGBPAcc	4.8%
SPW European ex UK Equity X GBP Acc	4.5%

Equity Regional Breakdown

Country	Fund (%)
United States	48.4
United Kingdom	18.8
Euro Zone	9.7
Asia Emerging	6.5
Japan	6.1
Asia Developed	5.1
Europe (non Euro Zone)	3.0
Others	2.5
Total	100.0

Important Information

This document is provided for the purpose of information only. This Factsheet is intended for individuals who are familiar with investment terminology. Please contact your financial advisor if you need an explanation of the terms used. This material should not be relied upon as sufficient information to support an investment decision. The portfolio data on this Factsheet is updated on a monthly basis. Not all products have access to this Fund, please refer to the relevant product literature. Full terms and conditions are available on request from us using the contact details provided. Charges, terms and the selection of Funds we make available may change. Information on the general and specific risks associated with investing in this Fund is available in the relevant Fund guide, or KIID where applicable. We may change the investment approach rating for the Fund. All information is sourced from Scottish Widows Schroder Personal Wealth (ACD) Limited or the relevant Fund management group unless otherwise stated.

Other Information

Schroders Personal Wealth is a trading name of Scottish Widows Schroder Personal Wealth (ACD) Limited. Registered in England and Wales No. 11722973.

Authorised and regulated by the Financial Conduct Authority number 834833.
Registered Office: 25 Gresham Street, London EC2V 7HN.