

Factsheet

SPW Cautious Portfolio

Q Acc

managed by
Scottish Widows Schroder
Personal Wealth (ACD)
Limited

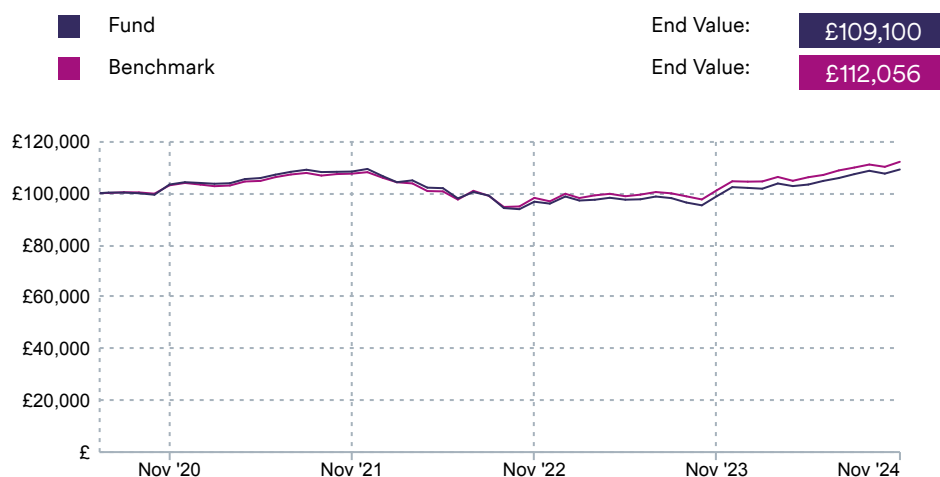
ISIN GB00BLCVPP77	Asset Class Multi-Asset	NAV 1.09 GBP	Fund Size GBP 164.78 m	As at 30 Nov 2024
-----------------------------	-----------------------------------	------------------------	----------------------------------	-----------------------------

Objective: The Fund aims to provide income and capital growth in excess of the benchmark* (after the deduction of fees) over five to seven years by investing in a diversified range of assets and markets worldwide.

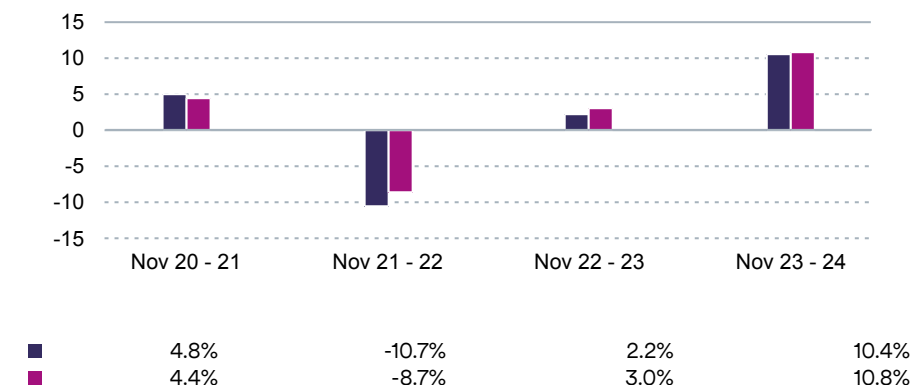
*The Fund's benchmark is a composite of 11% MSCI ACWI (Net Total Return) index, 5% MSCI UK IMI (Gross Total Return) index, 13% Bloomberg Global Treasury Value GBP Hedged index, 46% Bloomberg Global Aggregate Corporate Value GBP Hedged index, 4% Bloomberg Global High Yield Corporate Value GBP Hedged index, 4% Bloomberg Emerging Market Debt Value GBP Hedged index, 4% MSCI World IMI Core Real Estate (Net Total Return) index, 7% SONIA plus 2%, 4% SONIA and 2% Bloomberg Commodity Total Return index.

For details on the Fund's investment policy and key risks, please refer to the Key Investor Information Document (KIID) and Prospectus found at www.spw.com/fund-info.

Growth of £100,000



Performance



Returns (Annualised)	1 Year	3 Years	5 Years	SI
SPW Cautious Portfolio Q Acc	10.4%	0.2%	-	2.0%
Benchmark	10.8%	1.4%	-	2.6%

Returns (Cumulative)	1 Month	3 Months	1 Year	3 Years	5 Years
SPW Cautious Portfolio Q Acc	1.5%	1.7%	10.4%	0.7%	-
Benchmark	1.8%	2.0%	10.8%	4.2%	-

*Custom Benchmark - There have been several updates to the Fund benchmark since launch in 2020, for more information please refer to the Fund's Key Investor Information Document (KIID).

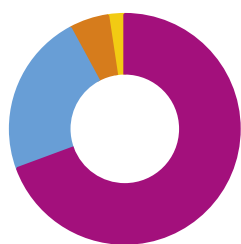
Fund Facts

Adviser Company	Schroder Investment Management Limited
Adviser Since	15/07/2020
Base Currency	Pound Sterling
Fund Launch Date	15/07/2020
Shareclass Inception Date	15/07/2020
Benchmark Name	*Custom Benchmark
Entry Charge	None
An upfront cost paid when investing money in a Fund that is deducted from the initial investment.	
Exit Charge	None
A fee charged to investors when they sell their shares in a Fund.	
Ongoing Charge	0.65%
The OCF represents the total fee that an investor pays to cover the running costs of a Fund. It is shown as a percentage of a Fund's average NAV over the preceding twelve months, it comprises an annual management charge (AMC) and other operating costs. The AMC is levied by the ACD and is used to pay the investment manager and investment advisers. Other operating costs paid for by the Fund which include depositary fees, custodian fees, transfer agency costs, audit costs and regulatory fees. The OCF does not include trading costs such as stamp duty and broker commissions.	
Yield	1.90%
Distribution Frequency	Annual

Benchmark

A standard (usually an index) that reflects similar assets to which the Fund invests and is suitable for performance comparison.

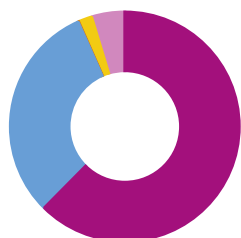
Asset Allocation



Asset Class	Fund (%)
Bond	72.9
Equity	23.9
Other	5.8
Cash	-2.5
Total	100.0

"Other" includes equity and bond derivatives. The asset allocation data shown on this page, including the equity regional and equity sector breakdowns, is based on a look through basis (incorporating the holdings of each underlying Fund).

Bond Sector Breakdown



Corporate	71.9
Government	35.6
Securitised	0.1
Derivative	-2.2
Cash & Equivalents	-5.4
Total	100.0

The Bond Sector Breakdown makes up 100% of the 72.9% Equity Allocation as shown in the Asset Allocation table above.

Top 10 Exposures

Schroder ISF Gbl Corp Bd I Acc USD	18.2%
Schroder GblCorpBdMgdCrtdCompnt XAcc£	18.1%
Schroder Global Sov Bd Trkr Compnt XAcc£	12.6%
iShares Global Corp Bond ETF USD H Acc	8.5%
Schroder Prime UK Equity X GBP Acc	4.8%
Schroder ISF Gbl Hi Yld I Acc USD	4.0%
iShares Em Mkts GovBd Idx(IE) D \$ A	4.0%
Schroder Sus Multi-Factor Eq X Acc GBP	4.0%
Schroder ISF Cross Asset Momt I Acc \$	3.7%
Schroder ISF Global Eq I Acc USD	3.7%

Equity Regional Breakdown

Country	Fund (%)
United States	50.4
United Kingdom	24.4
Euro Zone	5.8
Europe (non Euro Zone)	4.0
Japan	3.7
Asia Developed	3.3
Canada	2.8
Australia	2.5
Asia Emerging	2.2
Others	0.8
Total	100.0

The Equity Regional Breakdown by Sector makes up 100% of the 23.9% Equity Allocation as shown in the Asset Allocation table above.

Important Information

This document is provided for the purpose of information only. This Factsheet is intended for individuals who are familiar with investment terminology. Please contact your financial advisor if you need an explanation of the terms used. This material should not be relied upon as sufficient information to support an investment decision. The portfolio data on this Factsheet is updated on a monthly basis. Not all products have access to this Fund, please refer to the relevant product literature. Full terms and conditions are available on request from us using the contact details provided. Charges, terms and the selection of Funds we make available may change. Information on the general and specific risks associated with investing in this Fund is available in the relevant Fund guide, or KIID where applicable. We may change the investment approach rating for the Fund. All information is sourced from Scottish Widows Schroder Personal Wealth (ACD) Limited or the relevant Fund management group unless otherwise stated.

Other Information

Schroders Personal Wealth is a trading name of Scottish Widows Schroder Personal Wealth (ACD) Limited. Registered in England and Wales No. 11722973.

Authorised and regulated by the Financial Conduct Authority number 834833.
Registered Office: 25 Gresham Street, London EC2V 7HN.